




Timberline




CUSTOM
MODULAR
Laundry
— COLLECTION —




**WALL TO WALL
CUSTOM
MADE**

If you would like a wall to wall laundry we can **accommodate the size with a custom made** laundry system to suit your individual needs.




Every single cabinet in this brochure is 100% Australian made. That means you know you are getting a **reliable product from a reliable source.**



WOW! You can choose any cabinet in this brochure and **mix and match** our huge range of Colours and Handles. Personalise your laundry with our ultimate selections to create just the look you are after!

Check out the back cover for our stunning selections that can be used on any cabinet in this brochure - at **NO EXTRA COST!**



**INSTALLATION
EASY
DIY**

DIY Installation is easy with our modular system. **Each module is built ready for you to install.** No flat packs here. Installation instructions are included with all orders.

All prices are Recommended Retail Prices only. Please confirm pricing with your local distributor. The prices include GST and delivery to your store. Prices subject to change without notice.

MODULAR LAUNDRY SYSTEM


Timberlines modular laundry system will allow you to customise your laundry to suit your individual needs. Whether you need a custom wall to wall or just a small laundry we have a solution for you. Draw up your own laundry and we will custom make your benchtop to the length you require.



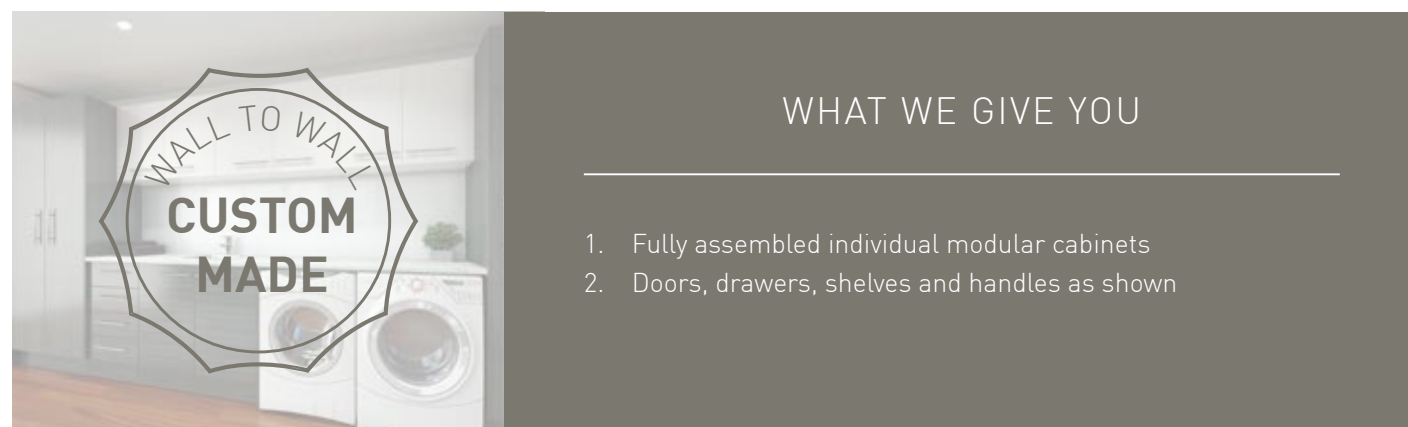
Images in this brochure are shown with accessories and other furniture not included in the price. Tapware and sink not included. E&OE. Choice of colour cabinets, bench tops and handle selection can be changed.



MODULAR LAUNDRY SYSTEM



Timberline



WHAT WE GIVE YOU

1. Fully assembled individual modular cabinets
2. Doors, drawers, shelves and handles as shown

WHAT YOU NEED

1. Cabinet Maker or DIY handyman for installation of cabinets in your laundry
2. Laundry sink and tap
3. Plumber for connecting your sink and washing machine
4. Screws, bolts or plugs for fixing your cabinets to the wall.
5. Tools required for installation including level, planer, screw gun, drill, drill bits, hole saws, jigsaw, etc



ORDERING TIPS

These fantastic MODULAR laundry cabinets let you configure endless different combinations and layouts. Here are some simple steps to help you work it out:

1. Measure the total overall size you have available. Remember to make allowance for wall tiles if your laundry hasn't yet been tiled.
2. Check your washing machine and tumble drier sizes and confirm with the manufacturer what free space they require around them. We advise that you provide a bit too much free space rather than too little. This ensures that if you replace your machines later you won't be left with a space that is too small.
3. Select your preferred cabinet layout from the options
4. Check your laundry sink size with your plumber. We recommend a 900mm base cabinet to fit the sink. Some smaller sinks may fit into a 600mm base cabinet.
5. Place the sink next to your washing machine to allow your plumber to connect the water pipes for the washing machine.
6. If the side of your cupboards butt up to a wall, order a FILLER PANEL to go between the wall and the side of the cupboard. This allows for a neat finish against the wall.
7. For a neat finish order END PANELS to go beside washing machines or at the end of a row of cupboards if they are not butting up against a side wall. This is not mandatory but will create a neater finish.
8. Once you have your cabinet layout confirmed, add up the CABINET + END PANEL + WASHING MACHINE sizes to work out the overall benchtop length. Note: the maximum benchtop length is 3600mm.
9. If you are creating a wall to wall laundry we can make a special width cabinet to suit. E.G. we can reduce the size of a 900mm cabinet to 850mm.



MODULAR LAUNDRY SYSTEM

Laundries have never been easier with the Timberline Modular Laundry System.

This modular system will allow you to customise your laundry to suit your individual needs. Whether you need a custom wall to wall or just a small laundry we have a solution for you.

Draw up your own laundry by using the tools in the brochure and we will custom make your benchtop to the length you require.



MODULAR LAUNDRY SYSTEM 1

This contemporary modular laundry has plenty of space for your linen and laundry essentials plus extra room for the all important hidden laundry basket. The overhead cupboards are ideal storage and there is plenty of bench space for sorting and folding.



Shannon Oak Cabinets | Aspen Stone Bench Top

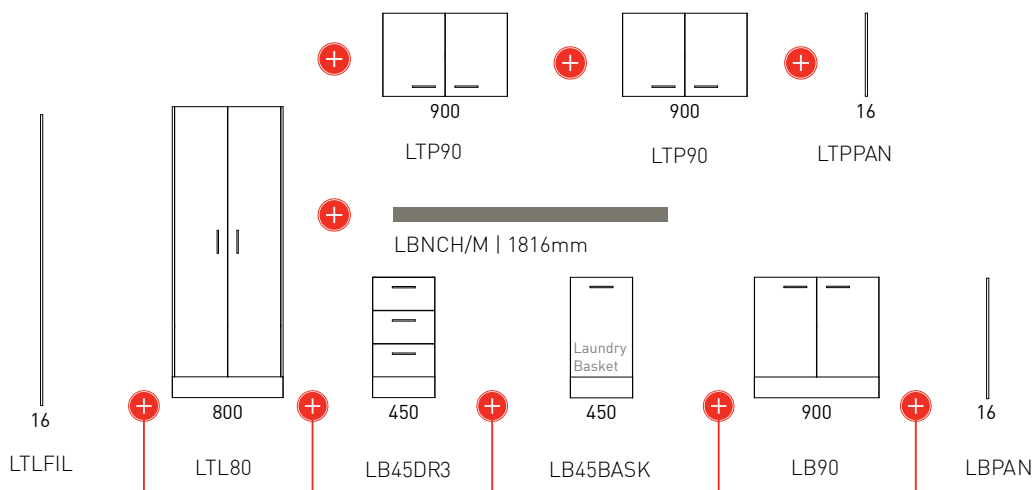
MODULAR LAUNDRY SYSTEM 2

Even the smallest of laundries can make a beautiful statement in any house. Size doesn't mean you need to compromise on style. This stylish laundry has enough space for all your laundry essentials.



Chalky Teak Cabinets | Grigio Marble Gloss Bench Top

This laundry as pictured consists of the following modules:


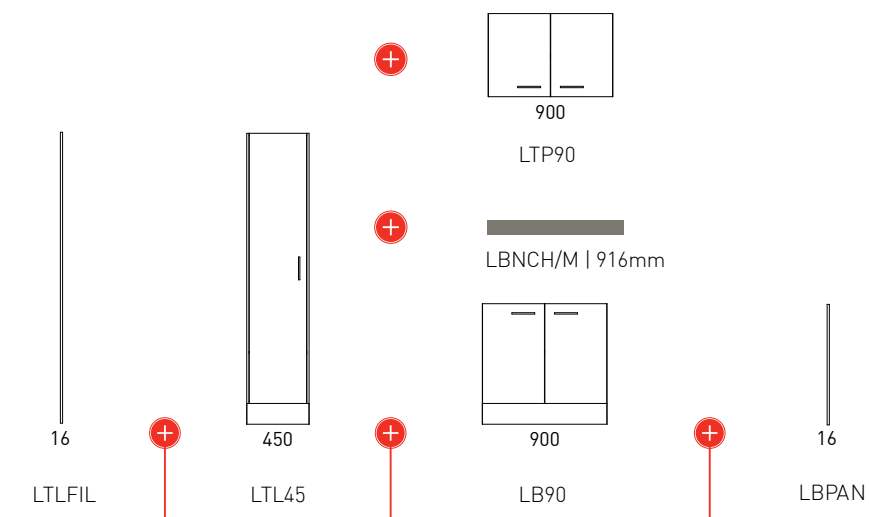


450mm Deluxe Soft Close Laundry Basket System

- Fully integrated soft-close drawer system
- 60kg-load rated soft-closing slides
- 6-way drawer front adjustment
- 2 Large Plastic baskets

TIP:** Filler Panel. We suggest using a filler panel when butting up against a wall. *Tapware and sink not included.**

This laundry as pictured consists of the following modules:



TIP:** Check that your proposed sink will fit in the base cupboard. To be safe use a 900mm base cupboard. *Tapware and sink not included.**

MODULAR LAUNDRY SYSTEM 3

Sleek and modern, this custom wall to wall laundry has all your storage covered with a vast array of cabinets for all your laundry requirements. The white gloss upper cabinets set off the Blackened Linewood base cabinets to complete the modern look.

MODULAR LAUNDRY SYSTEM 4

This light and airy laundry feels fresh and contemporary. Right on trend. This is yet another combination of the modular laundry system Timberline has to offer. The open shelving is a nice touch and great for storage.

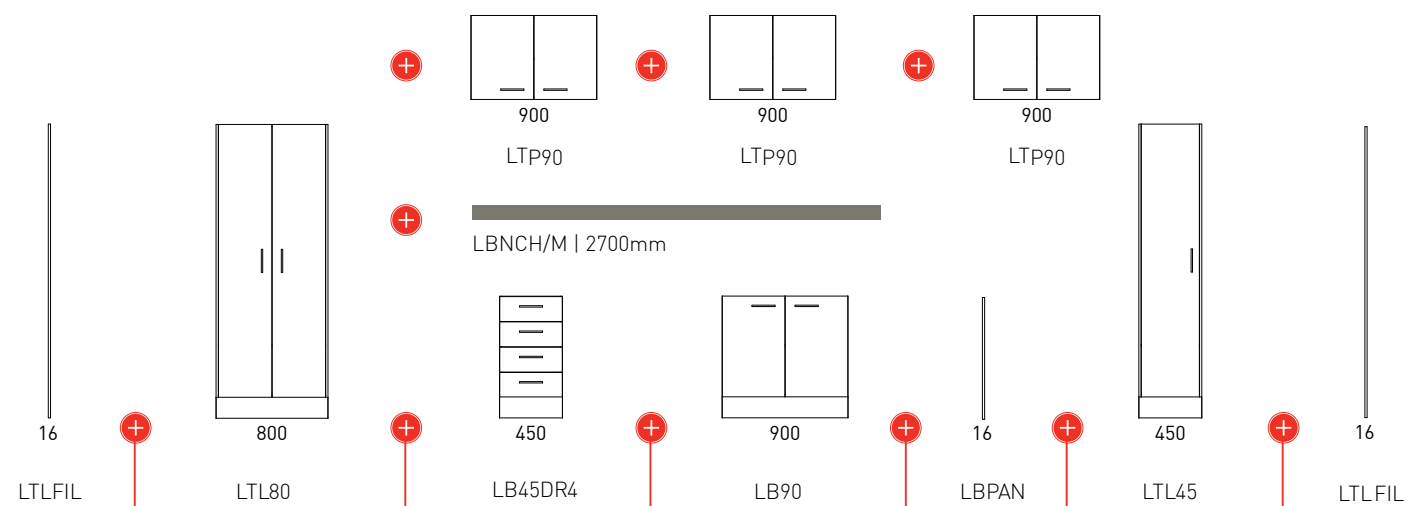


Blackened Linewood Base Cabinets | White Gloss Upper Cabinets | Carrara Bench Top



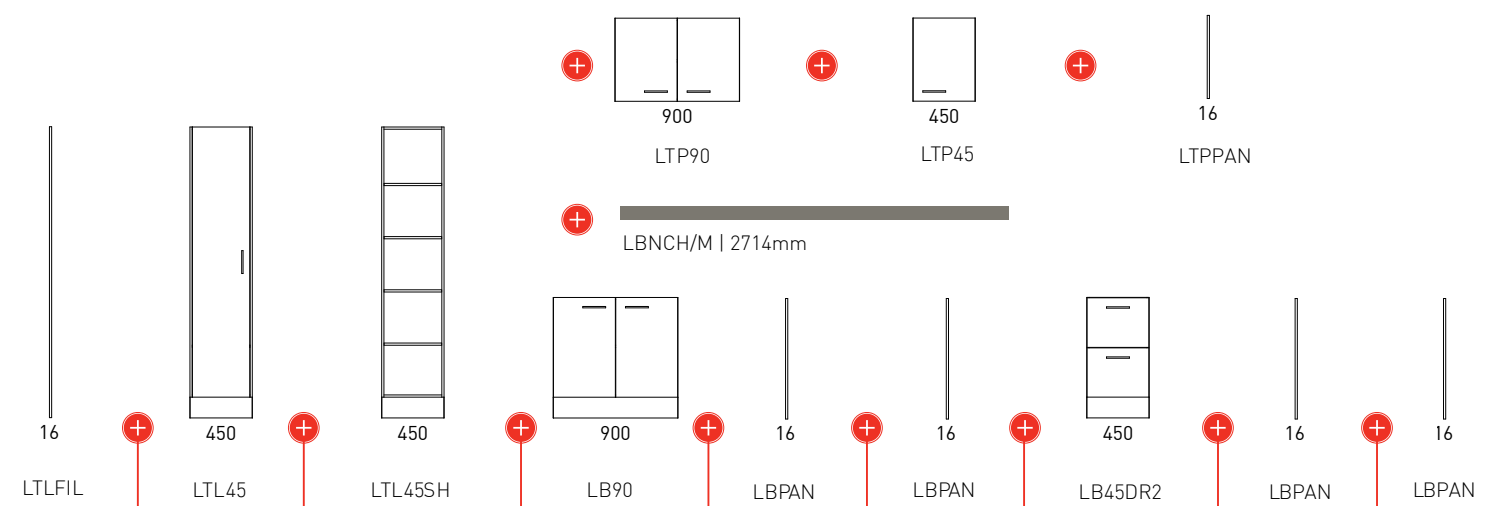
Chalky Teak Cabinets | Moss Grey Bench Top

This laundry as pictured consists of the following modules:




TIP:** We can make a custom size cabinet to suit your exact wall to wall size. *Tapware and sink not included.**
10 | Timberline Bathroom Products

This laundry as pictured consists of the following modules:



TIP:** Carefully check your washing machine and dryer size. Allow an additional 70mm clearance. *Tapware and sink not included.**

FOLLOW TIMBERLINE ON SOCIAL MEDIA TO KEEP UP WITH THE LATEST DESIGN TRENDS

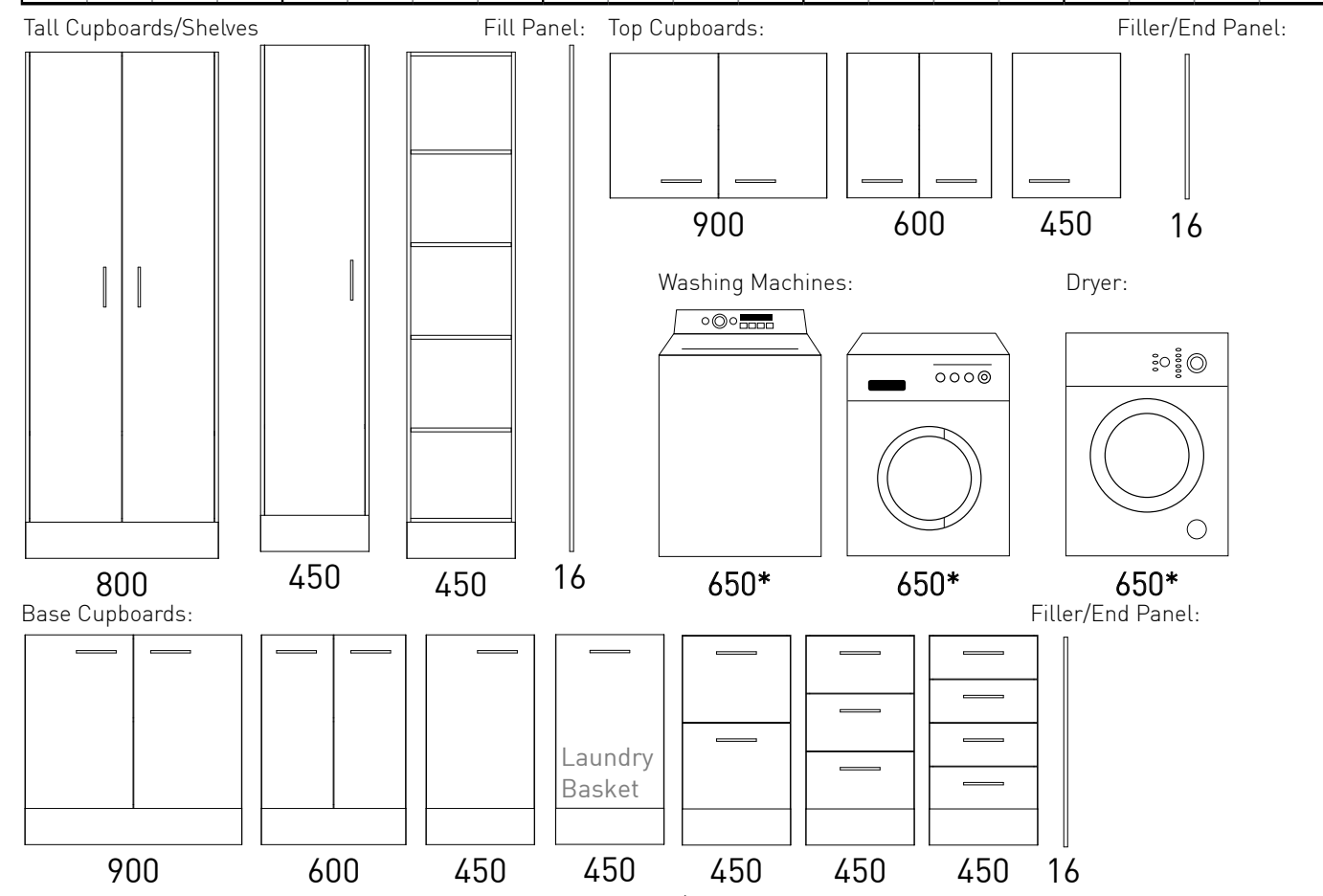



GO TO TIMBERLINE'S WEBSITE TO VIEW OUR COLLECTION OF VANITIES, TALLBOYS, SHAVING CABINETS & BASINS.

www.timberline.com.au

This page allows you to do a laundry layout:

4 Blocks = 1m Scale 1:25



*NOTE: Confirm the required space with the Washing Machine/Tumble Dryer manufacturer.

LAUNDRY MODULES

BASE CABINET 450mm	BASE CABINET 450mm	BASE CABINET 450mm
Part No. LB45DR2	Part No. LB45DR3	Part No. LB45DR4
BASE CABINET 450mm	BASE CABINET 450mm	BASE CABINET 600mm
LH OR RH HINGE Part No. LB45	Part No. LB45BASK	Part No. LB60
BASE CABINET 900mm	BASE FILL PANEL 16mm	BASE END PANEL 16mm
Part No. LB90	Part No. LBFIL	Part No. LBPAN
TALL CABINET 450mm	TALL CABINET 450mm	TALL CABINET 800mm
Part No. LTL45SH	LH OR RH HINGE Part No. LTL45	Part No. LTL80

LAUNDRY MODULES

TALL FILL PANEL 16mm	TOP CABINET 450mm	TOP CABINET 600mm
Part No. LTLFIL	LH OR RH HINGE Part No. LTP45	Part No. LTP60
TOP CABINET 900mm	TOP END FILLER PANEL 16mm	
Part No. LTP90	Part No. LTPPAN	
BENCHTOP		
Part No. LBNCH/M		

CABINET HANDLE COLLECTION

What a selection! Choose from chrome, brushed, black or white - long or short - square or curved. We've got them all! Any of these handles are available at no extra cost.

ARCH HANDLE AVAILABLE IN 244mm & 340mm

CHROME BRUSHED BLACK WHITE

CURVE HANDLE AVAILABLE IN 198mm & 359mm

CHROME BRUSHED BLACK WHITE

SQUARE HANDLE AVAILABLE IN 224mm & 352mm

CHROME BRUSHED BLACK WHITE

ROUND KNOB

CHROME BRUSHED BLACK WHITE

RETRO HANDLE

CHROME BRUSHED BLACK WHITE



D HANDLE AVAILABLE IN 138mm, 230mm, 361mm & 457mm

CHROME BRUSHED BLACK WHITE

MOUNTING HOLE CENTRES				
ARCH	244mm	340mm		
Mounting Hole Centres	224 Holes	320 Holes		
CURVE	198mm	359mm		
Mounting Hole Centres	160 Holes	320 Holes		
SQUARE	224mm	352mm		
Mounting Hole Centres	192 Holes	320 Holes		
D HANDLE	138mm	230mm	361mm	457mm
Mounting Hole Centres	128 Holes	224 Holes	352 Holes	448 Holes
RETRO				
Mounting Hole Centres	64mm			

LAUNDRY BENCHTOP COLLECTION

These laminate benchtops provide a durable and easy clean surface. They are 33mm thick with a radiused front edge and laminated ends. Once you have worked out your cabinet selection, provide us with an overall benchtop length and we will make it to your ordered size.




Blackened Linewood Base Cabinets | White Gloss Upper Cabinets | Carrara Bench Top

White Gloss Cabinet | Grigio Marble Gloss Bench Top

CABINET COLOUR COLLECTION

Choose any of these colours on any of our Vanities, Tallboys, Shaving Cabinets or Laundries - at no extra cost! White Gloss, White Satin & Black Satin are durable two pack polyurethane paint finish that is easy to clean. The Melamine woodgrain finishes are ultra durable and add warmth and colour to your bathroom. Some woodgrains have a matt finish while others have a realistic texture or a glossy sheen.



Please make sure to check out actual colour samples before placing your order. Obviously it is impossible to get a perfect reproduction of the real colours in a printed brochure. Colours may be substituted for alternative matching brands. **Note for Woodgrain cabinets: Due to manufacturing process, grain patterns do not line up across panels. Vertical grain direction on tall cabinets and horizontal direction on all other cabinets.**



OCTOBER 2017 - JUNE 2018

For your nearest distributor go to
www.timberline.com.au/stores

PO Box 5004, 22 Myrtle Drive, Armidale NSW 2350
T: +61 2 6773 8500 F: (02) 6773 8555
E: sales@timberline.com.au

T: 1800 642 162
www.timberline.com.au

